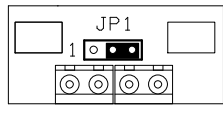
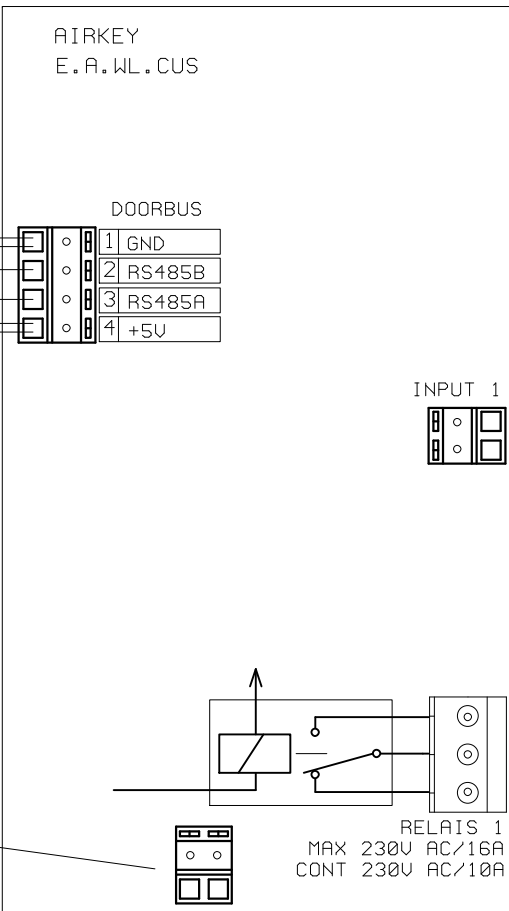


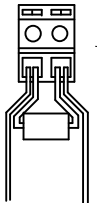
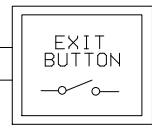
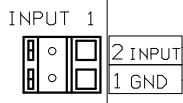
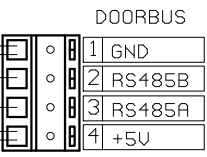
* POWER SUPPLY 2 IS NECESSARY IF THE USED ELECTRIC STRIKE HAS A DIFFERENT OPERATION VOLTAGE THAN THE MAIN SUPPLY OR THE OVERALL POWER CONSUMPTION IS HIGHER THAN 1000mA.



- 1 DOORBUS TERMINATED (DEFAULT)
- 1 DOORBUS OPEN



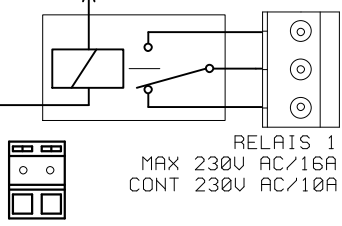
CAT5 CABLE
MAX 20m
UP TO 100m
IF R-LOOP MAX < 2 OHM




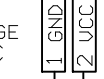
PROTECTION DIODE
BZ450-27B
BIPOLAR!

PLEASE MOUNT THIS PROTECTION DIODE IF THE LENGTH OF THE LOW VOLTAGE POWERCORD EXCEEDS 3 METER.

SUPPLY VOLTAGERANGE
12V-24V DC

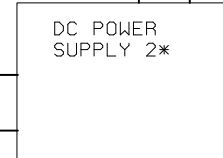


RELAIS 1
MAX 230V AC/16A
CONT 230V AC/10A

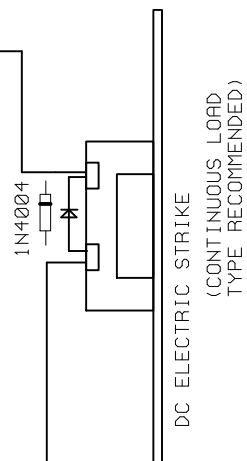


EUVA POWER SUPPLY
E.ZU.WL.NT
12V DC / 2.0A

230V AC



UCC
GND



DC ELECTRIC STRIKE
(CONTINUOUS LOAD TYPE RECOMMENDED)